

June 2023

Dear Parents & Guardians of Incoming 2nd Graders,

Congratulations! You made it to 2nd grade! I'm looking forward to working with you and your child next year. I know it will be a great year of learning and discovery.

Attached you will find the summer homework assignments for your child to complete and return on the **first day of school** in September.

The students are required to read the following two books:

Sammy the Seal by Syd Hof

No More Monsters for Me! by Peggy Parish

Your child must complete the sheets attached for each book. The sheets are labeled accordingly. These will count as your child's first two grades in Reading.

There are also math sheets to be done to review concepts learned in first grade. These sheets will count as your child's first grade in Math.

As parents, I know you want to help your child do well on these assignments. I'm always glad when parents want to help their children. Please refrain from doing the actual work. Let your child do these assignments on their own. You can check it over and help with any incorrect answers, but please allow your child to try on his/her own. The work must be in your child's own handwriting, words, and pictures. I encourage independence in my 2nd graders.

Please detach the *2nd Grade Supply List* and *2nd Grade Expectations* sheets from this packet. The students are to hand in their attached assignments (Reading and Math) on the first Friday of school in September. Please note that any work that is not handed by the first of school will have 5 points deducted.

I have also attached the supply list and expectations to help your child prepare for 2nd grade. Be sure to check my website on www.stlucys.org for any updates.

Thank you for your cooperation! Have a blessed and restful summer.

2nd Grade Supply List

Your child should have all of these supplies on the **FIRST** day of school. Please label all of your child's belongings with his/her name & class (jacket, sweater, bookbag, lunch box, supplies, etc). Make sure you have extra supplies at home. If something is used up or lost, please be sure to replace it immediately. Please make sure you have a pencil sharpener at home.

- 1) Sharpened #2 pencils with erasers (at least 5 per day); NO mechanical pencils!
- 2) 16 or 24 count crayons
- 3) 1 Pack (3-4) of Dry-Erase markers--NO SHARPIES nor permanent markers)
- 4) Two (2) folders; please label them: Take Home; Classwork
- 5) Fabric pencil case to keep all the supplies - NO pencil boxes!
- 6) 1 bottle of hand sanitizer
- 7) 1 container/package of baby wipes
- 8) 1 container All-Purpose wipes
- 9) 2 boxes of tissues
- 10) 1 roll of paper towels
- 11) 1 coloring book and/or book to read
- 12) Clear contact paper – to keep at home to cover the books the first week of school
- 13) One bookbag – NO rolling bookbags please!

2nd Grade Expectations

- 1) **Rules:** As we know, rules and laws are there for a reason. They keep us safe and let us know what is expected of us. Students are to follow all classroom and school rules. Mistakes will happen, but I expect that they will learn from their mistakes and try their best not to do it again. They must also know that there are consequences to their behavior.
- 2) **Preparedness:** Students are to be prepared every day. That means all supplies, books, folders and homework must be in school every day. Again, there are consequences for not being prepared.
- 3) **Uniform:** The students are to be in complete uniform every day. The uniform policy is clearly stated in the handbook.
- 4) **Effort:** The students must try their best. I don't expect perfection, but I do expect them to try their best at whatever task they are doing. Students should do their own work. I want the students to be able to work independently, but ask for help if he/she doesn't understand something. Each child works at his/her own pace, so each child's independence will be measured differently.
- 5) **Homework:** Homework is an important part of the learning process. It is a source of practice and helps develop responsibility. Homework is given almost every day. Homework should be done neatly and completely. All directions must be followed. Most of the homework I give will be graded.
- 6) **Parent Involvement:** Having my students' parents involved in their education is very important to me. I want us to communicate and work together. Please encourage your child to come to me with any questions they have. If we work together, the students benefit. Please make sure you check the SLS website and Educate site regularly for your child's grades and what we are doing in the classroom. When teachers and parents work together, it benefits the students.
- 7) **Math:** The students should have their addition and subtraction facts to 20 memorized. They should also know how to add and subtract two 2-digit numbers (without regrouping). Math concepts are more difficult in 2nd grade and students will be less efficient if they are using their fingers to solve basic facts.

- 8) **Reading:** I strongly encourage your child to READ this summer! They shouldn't just be reading the two summer reading books. This will help them expand their vocabulary and keep up with their reading skills. Students who don't read in the summertime often lose skills and may even drop a reading level. In order to prevent this, I encourage the students to read for 15-20 minutes a day.

Summer is a great time to relax and have fun, but it's also important to take the time to read and review the skills learned in 1st grade in order to be prepared for school in September. It's easy for kids to forget what they learned during the school year. Here are some great summer suggestions so your child will have a successful start to second grade! Happy learning!

Math

Flash Cards – Know your basic math facts!

Expose students to half-dollar, quarters, dimes, nickels, and pennies. Count change.

Place Value – Play a place value game using dice or cards. Make sure your child knows the Ones and Tens places

Reading

Have your student read a recipe to you

Go to the library

Join a reading group

Play reading games - Ex: Scrabble, Boggle

Ask your child what the character, setting, and main event are of each book you read.

Let your child see YOU reading!

*There are lots of reading and math game websites! *

Writing

Have your child write a letter to their grandparents, relatives, or friends

Keep a journal/scrapbook about their summer fun

Keep a journal and write a summary about the books you have read

EXPECTATIONS FOR INCOMING SECOND GRADERS

READING

- Be able to read orally, accurately and fluently
- Be able to read independently (at least 60 wpm) with good comprehension
- Know the sounds for all the consonants, the long and short sounds of the vowels, and consonant blends and digraphs
- Be able to decode unknown words using phonetic rules
- Be able to read first grade sight words
- Be able to recall relevant facts and details to comprehend text

WRITING

- Be able to write in complete sentences, with correct capitalization and punctuation
- Be able to organize ideas into clear, complete sentences
- Correctly spells basic sight words and spelling pattern words in daily writing
- Uses correct strokes and neat handwriting when forming print letters

MATH

- Know addition and subtraction facts up to 20 by memory
- Be able to identify coins and their value, and find the value of groups of pennies, nickels, dimes, and quarters
- Be able to tell time to the hour and half hour
- Have a basic understanding of place value, tens and ones
- Applies problem-solving strategies to solve word problems
- Understands and uses symbols (+, -, <, >, =) correctly
- Identifies patterns in numbers (odd/even, fact families, skip counting by 2's, 5's, 10's)

CLASSROOM BEHAVIOR

- Be able to remain seated and focused during class time
- Be able to participate in class discussions
- Be able to work together in small groups or with a partner
- Be held responsible for having their materials, homework, and work space ready for class each day
- Be held responsible for completing all tasks
- Be able to follow simple oral and written directions
- Act in a respectful way toward adults and peers
- Carries out all school related responsibilities independently



Summer Reading & Math Packets for 2nd Grade

September 2023

Name _____

St. Lucy's School

Name _____ Grade 2

Reading _____ September 2023

No More Monsters for Me!

Answer each question on the lines.

1) Who are the two main characters in the story?

2) Where did the story take place?

3) What did Minneapolis Simpkin (Minn) want in the beginning of the story?

Did Mom want her to have it by the end of the story?

4) How did Minn find the monster? Where did she put him?

5) What happened to the monster as Minn kept feeding him?

6) Why do you think Minn said, "No more monsters for me?"

7) What kind of pet would you want to adopt? Why?

8) Draw your favorite character in the story. Be sure to color it!

St. Lucy's School

Name _____ Grade 2

Reading

September 2023

Sammy the Seal

Answer each question on the lines.

1) What is the setting in the beginning of the story?

2) Why is Sammy unhappy in the beginning of the story?

3) Name two things Sammy does on his day out.

4) Why does Sammy go back to the zoo?

5) How is the inside of the zoo different from the outside of the zoo?

6) Do you think Sammy will leave the zoo again? Why or why not?

7) Draw a picture of your favorite part of the story? Be sure to color it!

St. Lucy's School

Name _____ Grade 2

Math

September 2023

Summer Assignments

Standards 2.OA.1; 2.OA.2; 2.NBT.5; 2.NBT.9

Add or subtract. Be sure to show your work for every problem!


1) 17	2) 81	3) 34	4) 24	5) 42
<u>+ 42</u>	<u>+10</u>	<u>+ 5</u>	<u>+34</u>	<u>+51</u>

6) 46	7) 77	8) 63	9) 19	10) 35
<u>- 9</u>	<u>-50</u>	<u>-43</u>	<u>- 6</u>	<u>- 13</u>

11.

Marti catches 10  in one pond.


She catches 11  in another pond.

How many  does she catch in all? _____

12.

There are 42  in one tree.

There are 33  in another tree.

How many  are in both trees? _____

13.

Craig finds 13 .

Zach finds 20 .

How many  do they find in all? _____

14.

Patrick sees 24 .

Mara sees 41 .

How many  do they see? _____



15.

36  are on the lake.


22  are on the shore.

How many  are there in all? _____


16. Lanie has 10 .

Tina has 12 . Paul has 25 .


How many  do they have in all? _____

17. The toy store sold 14  in March,

15  in April, and 20  in May.

How many  did the toy store sell in all? _____


18. Felicia puts 6 , 22 , and

30  on shelves. How many toys

does Felicia put on shelves? _____

19. Ms. Willis has 28 .

Mr. Sanchez borrows 10 .

How many  does Ms. Willis have left? _____


20. The first-grade class has 32 .

The second-grade class has 30 .

How many more  does the first-grade class have? _____

21. The art room has 65 .

Students are using 22 .

How many  are not being used? _____

Problem Solving

Instructions: The children match each picture problem with the subtraction on the right and solve.

22.

You have 68¢.

You buy a  for 8¢.

19¢

— 5¢

23.

You have 19¢.

You buy a  for 5¢.

39¢

— 9¢

24.

You have 47¢.

You buy a  for 6¢.

68¢

— 8¢

25.

You have 39¢.

You buy a  for 9¢.

56¢

— 4¢

26.

You have 29¢.

You buy a  for 8¢.

47¢

— 6¢

27.

You have 56¢.

You buy a  for 4¢.

29¢

— 8¢

Riddle

Instructions: The children add or subtract and then write the letter on the blank above the same number to solve the riddle.

What are black
and white
and read all over?

$$\begin{array}{r}
 S \\
 \hline
 11
 \end{array}
 \begin{array}{r}
 \hline
 14
 \end{array}
 \begin{array}{r}
 \hline
 3
 \end{array}
 \begin{array}{r}
 \hline
 17
 \end{array}
 \begin{array}{r}
 \hline
 8
 \end{array}$$

$$\begin{array}{r}
 \hline
 2
 \end{array}
 \begin{array}{r}
 \hline
 4
 \end{array}
 \begin{array}{r}
 \hline
 7
 \end{array}
 \begin{array}{r}
 \hline
 12
 \end{array}
 \begin{array}{r}
 \hline
 5
 \end{array}$$

$$\begin{array}{r}
 \hline
 13
 \end{array}
 \begin{array}{r}
 \hline
 16
 \end{array}
 \begin{array}{r}
 \hline
 15
 \end{array}
 \begin{array}{r}
 \hline
 6
 \end{array}
 \begin{array}{r}
 \hline
 18
 \end{array}
 \begin{array}{r}
 \hline
 9
 \end{array}$$

S 2 + 9 <hr/> 11	B 11 - 9 <hr/>	K 9 + 3 <hr/>	O 12 - 9 <hr/>	W 4 + 9 <hr/>	O 13 - 9 <hr/>	T 9 + 5 <hr/>	S 14 - 9 <hr/>
R 9 + 6 <hr/>	E 15 - 9 <hr/>	E 9 + 7 <hr/>	O 16 - 9 <hr/>	R 9 + 8 <hr/>	Y 17 - 9 <hr/>	A 9 + 9 <hr/>	D 18 - 9 <hr/>

